






Rank of IMD by SOA

- | | | |
|---|------------------|---|
|  | 3,548 to 6,450 | <i>Within the 20% most deprived SOAs in England</i> |
|  | 6,450 to 9,258 | <i>Within the 30% most deprived SOAs in England</i> |
|  | 9,258 to 16,404 | |
|  | 16,404 to 24,000 | |
|  | 24,000 to 31,273 | |

Title: **Rank of Index of Multiple Deprivation 2007**

Drg.No.:

Date: 09/01/2009

Scale at A4: 1:46500

Produced by GIS & Mapping Services

Ref: 35075\

